

W75 MAXI POSITIVE

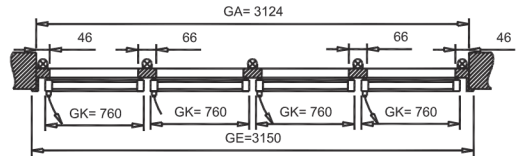
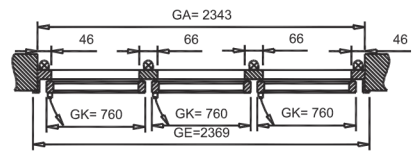
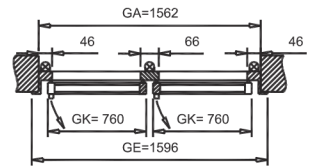

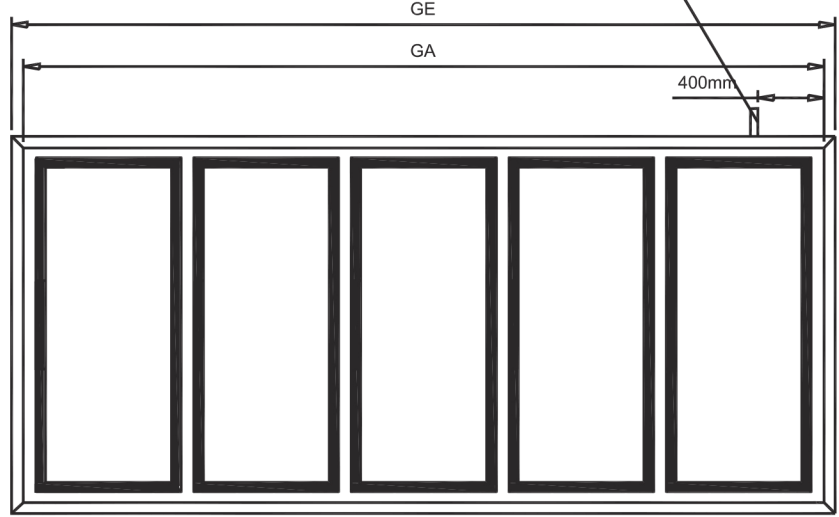
Glass Combination
4mm+20mm+4mm=28mm

- Low - e Glass
- %90 Argon Gas
- Tempered Glass

THERMAL INSULATION BARRIER

75mm

CABLE EXIT	L = 1200mm
LIGHTING	L = 1200mm
RESISTANCE	L = 1200mm
EARTING	L = 1200mm



W75 MAXI POSITIVE

W75	H-1	H-2
1562mm	1639mm	1665mm
1562mm	1799mm	1825mm
1562mm	1839mm	1865mm

W75 MAXI POSITIVE

W75	H-1	H-2
2343mm	1639mm	1665mm
2343mm	1799mm	1825mm
2343mm	1839mm	1865mm

W75 MAXI POSITIVE

W75	H-1	H-2
3124mm	1639mm	1665mm
3124mm	1799mm	1825mm
3124mm	1839mm	1865mm