

G26

Glass Combination
4mm+10mm+4mm=18mm

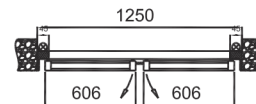

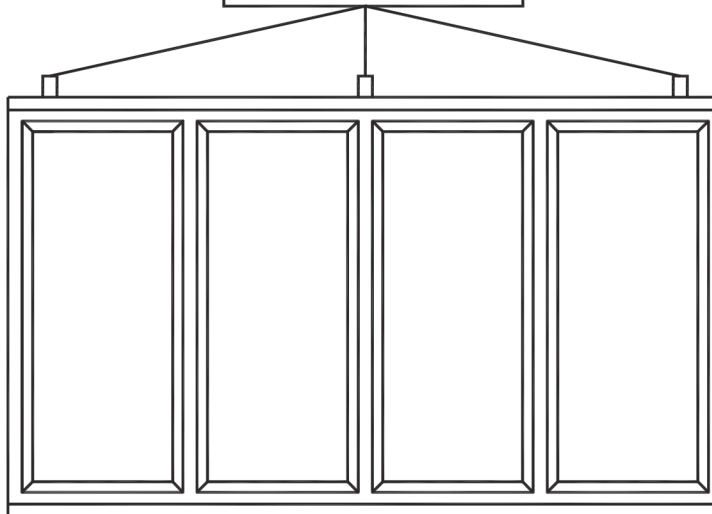
Low - e Glass

%90 Argon Gas

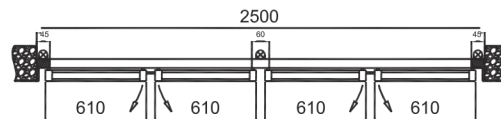
Tempered Glass

54

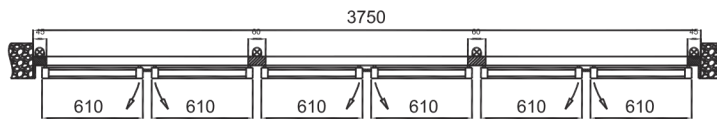
CABLE EXIT L = 1200mm
LIGHTING L = 1200mm
RESISTANCE L = 1200mm
EARTING L = 1200mm



G26	H-1	H-2	KH	KG
1250mm	1560mm	1572mm	1520mm	606mm
1250mm	1760mm	1772mm	1720mm	606mm



G26	H-1	H-2	KH	KG
2500mm	1560mm	1572mm	1520mm	610mm
2500mm	1760mm	1772mm	1720mm	610mm



G26	H-1	H-2	KH	KG
3750mm	1560mm	1572mm	1520mm	610mm
3750mm	1760mm	1772mm	1720mm	610mm